



































































14 200m Backstroke Men Heat














Official

[Entries](#)
[Heats](#)
[Summary](#)
[Total](#)
[Open](#)
[17-18 years](#)
[13 and older](#)

Rank	Competitor	Age	Club	RT	PTS	Result	
1	 Follows Kane	27	 Neptune S...	0.59		1:59.79 Entry: 1:57.00 +2.79	QA
	50m: 27.65		100m: 57.96 (30.31)				
	150m: 1:29.28 (31.32)		200m: 1:59.79 (30.51)				
2	 Brown Sam	21	 Coast Swi...	0.65		2:03.38 Entry: 1:57.57 +5.81	QA
	50m: 28.86		100m: 59.99 (31.13)				
	150m: 1:31.42 (31.43)		200m: 2:03.38 (31.96)				
3	 Muchirahon...	16	 Swim Rotor...	0.71		2:04.04 Entry: 2:01.09 +2.95	QA
	50m: 28.94		100m: 1:00.15 (31.21)				
	150m: 1:32.38 (32.23)		200m: 2:04.04 (31.66)				
4	 Faleafa Blake	19	 North Shor...	0.62		2:04.92 Entry: 2:00.38 +4.54	QA
	50m: 28.56		100m: 1:00.06 (31.50)				
	150m: 1:32.48 (32.42)		200m: 2:04.92 (32.44)				
5	 Poching Sa...	22	 North Shor...	0.68		2:05.02 Entry: 2:01.28 +3.74	QA
	50m: 29.10		100m: 1:00.40 (31.30)				
	150m: 1:32.64 (32.24)		200m: 2:05.02 (32.38)				
6	 Paki TeRau...	14	 Northwave ...	0.69		2:07.00 14yrs NZR Entry: 2:06.58 +0.42	QA
	50m: 28.91		100m: 1:01.23 (32.32)				
	150m: 1:34.83 (33.60)		200m: 2:07.00 (32.17)				
7	 Esposito Al...	20	 Nga Tai Tu...	0.64		2:08.12 Entry: 2:03.01 +5.11	QA
	50m: 28.83		100m: 1:01.48 (32.65)				
	150m: 1:35.74 (34.26)		200m: 2:08.12 (32.38)				
8	 Williams D...	18	 SwimZone ...	0.55		2:08.94 Entry: 2:03.02 +5.92	QA
	50m: 30.36		100m: 1:03.20 (32.84)				
	150m: 1:36.34 (33.14)		200m: 2:08.94 (32.60)				
9	 Haufe Hans	17	 Northwave ...	0.65		2:10.75 Entry: 2:06.69 +4.06	QB
	50m: 30.03		100m: 1:03.35 (33.32)				
	150m: 1:37.45 (34.10)		200m: 2:10.75 (33.30)				
10	 Holder Bra...	18	 Phoenix Aq...	0.55		2:10.82 Entry: 2:03.82 +7.00	QB
	50m: 31.08		100m: 1:03.88 (32.80)				

150m: 1:37.62 (33.74)		200m: 2:10.82 (33.20)			
11	 James Harr...	17	 Vikings Swi... 0.61	2:10.92	QB
	50m: 29.26 150m: 1:36.62 (33.85)		100m: 1:02.77 (33.51) 200m: 2:10.92 (34.30)	Entry: 2:11.65 -0.73	
12	 Morley Coo...	21	 North Shor... 0.57	2:11.28	QC
	50m: 29.30 150m: 1:37.09 (34.67)		100m: 1:02.42 (33.12) 200m: 2:11.28 (34.19)	Entry: 2:00.06 +11.22	
13	 Rees Liam	18	 Kiwi ASC 0.61	2:11.64	QB
	50m: 30.09 150m: 1:38.04 (33.92)		100m: 1:04.12 (34.03) 200m: 2:11.64 (33.60)	Entry: 2:10.26 +1.38	
14	 Downs-Hon...	26	 Club 37 0.53	2:11.86	QC
	50m: 30.33 150m: 1:37.72 (33.55)		100m: 1:04.17 (33.84) 200m: 2:11.86 (34.14)	Entry: 2:09.17 +2.69	
15	 Lynch Tyson	17	 Vikings Swi... 0.56	2:11.87	QB
	50m: 30.87 150m: 1:38.66 (34.03)		100m: 1:04.63 (33.76) 200m: 2:11.87 (33.21)	Entry: 2:07.05 +4.82	
16	 Ellis Mitch	16	 Liz van Wel... 0.68	2:12.51	QC
	50m: 29.26 150m: 1:36.07 (33.46)		100m: 1:02.61 (33.35) 200m: 2:12.51 (36.44)	Entry: 2:06.34 +6.17	
17	 Weathersto...	17	 Kiwi ASC 0.50	2:12.53	QB
	50m: 31.17 150m: 1:38.77 (34.11)		100m: 1:04.66 (33.49) 200m: 2:12.53 (33.76)	Entry: 2:07.09 +5.44	
18	 Overend C...	17	 Vikings Swi... 0.67	2:13.17	QB
	50m: 31.08 150m: 1:39.85 (34.27)		100m: 1:05.58 (34.50) 200m: 2:13.17 (33.32)	Entry: 2:13.86 -0.69	
19	 Lloyd Hunter	17	 Raumati S... 0.62	2:13.18	QB
	50m: 29.76 150m: 1:37.72 (34.85)		100m: 1:02.87 (33.11) 200m: 2:13.18 (35.46)	Entry: 2:11.55 +1.63	
20	 Woods Liam	19	 St Paul's S... 0.71	2:13.55	QC
	50m: 30.75 150m: 1:39.75 (35.09)		100m: 1:04.66 (33.91) 200m: 2:13.55 (33.80)	Entry: 2:12.93 +0.62	
21	 Oosthuizen...	17	 United Swi... 0.69	2:13.82	QC
	50m: 30.41 150m: 1:39.73 (35.19)		100m: 1:04.54 (34.13) 200m: 2:13.82 (34.09)	Entry: 2:19.94 -6.12	
22	 Cone Ethan	20	 Jasi Swim ... 0.63	2:13.96	QC
				Entry: 2:08.91 +5.05	

		50m: 31.13	100m: 1:04.79 (33.66)					150m: 1:39.40 (34.61)	200m: 2:13.96 (34.56)	
23		Quirk John	22		North Shore...	0.67			2:14.11	QC
		50m: 29.35	100m: 1:02.41 (33.06)					150m: 1:38.21 (35.80)	200m: 2:14.11 (35.90)	Entry: 2:08.09 +6.02
24		Baffert (V) ...	17		Tahiti	0.65			2:14.49	QC
		50m: 31.46	100m: 1:05.43 (33.97)					150m: 1:40.44 (35.01)	200m: 2:14.49 (34.05)	Entry: 2:17.11 -2.62
25		Zhang Yee...	17		Phoenix Aq...	0.55			2:15.63	
		50m: 30.58	100m: 1:04.69 (34.11)					150m: 1:40.17 (35.48)	200m: 2:15.63 (35.46)	Entry: 2:10.28 +5.35
26		Hewertson ...	16		North Shore...	0.55			2:15.78	
		50m: 31.26	100m: 1:05.44 (34.18)					150m: 1:40.82 (35.38)	200m: 2:15.78 (34.96)	Entry: 2:13.58 +2.20
27		Zhang YiFan	14		Howick Pak...	0.66			2:16.27	
		50m: 30.22	100m: 1:03.87 (33.65)					150m: 1:40.21 (36.34)	200m: 2:16.27 (36.06)	Entry: 2:12.63 +3.64
28		Copocean ...	16		St Paul's S...	0.67			2:16.73	
		50m: 32.20	100m: 1:07.23 (35.03)					150m: 1:42.18 (34.95)	200m: 2:16.73 (34.55)	Entry: 2:17.74 -1.01
29		Rowe Sam	16		Ice Breaker...	0.68			2:17.27	
		50m: 31.23	100m: 1:05.56 (34.33)					150m: 1:41.42 (35.86)	200m: 2:17.27 (35.85)	Entry: 2:16.22 +1.05
30		Carroll Jos...	18		Kiwi West A...	0.67			2:17.52	
		50m: 30.93	100m: 1:05.46 (34.53)					150m: 1:41.38 (35.92)	200m: 2:17.52 (36.14)	Entry: 2:03.22 +14.30
31		Graham Luca	17		Vikings Swi...	0.67			2:17.73	
		50m: 31.23	100m: 1:06.41 (35.18)					150m: 1:42.49 (36.08)	200m: 2:17.73 (35.24)	Entry: 2:16.40 +1.33
32		Joyce Josiah	16		St Paul's S...	0.59			2:17.87	
		50m: 31.80	100m: 1:06.59 (34.79)					150m: 1:41.81 (35.22)	200m: 2:17.87 (36.06)	Entry: 2:16.36 +1.51
33		Perceval L...	17		Central Ha...	0.69			2:19.01	
		50m: 30.29	100m: 1:05.12 (34.83)					150m: 1:42.49 (37.37)	200m: 2:19.01 (36.52)	Entry: 2:12.90 +6.11

34	 Lockhart C...	20	 Vikings Swi...	0.71	2:19.26 Entry: 2:10.38 +8.88
	50m: 31.16 150m: 1:42.69 (36.28)		100m: 1:06.41 (35.25) 200m: 2:19.26 (36.57)		
35	 Wharepouri...	18	 North Shor...	0.75	2:21.02 Entry: 2:15.22 +5.80
	50m: 31.78 150m: 1:44.51 (36.89)		100m: 1:07.62 (35.84) 200m: 2:21.02 (36.51)		
36	 Hewertson ...	17	 North Shor...	0.62	2:23.15 Entry: 2:18.42 +4.73
	50m: 31.34 150m: 1:45.02 (37.73)		100m: 1:07.29 (35.95) 200m: 2:23.15 (38.13)		
37	 McNabb Fi...	17	 Blenheim S...	0.64	2:23.71 Entry: 2:17.97 +5.74
	50m: 32.84 150m: 1:45.14 (37.11)		100m: 1:08.03 (35.19) 200m: 2:23.71 (38.57)		
38	 Adams Eli	19	 Tawa Swim...	0.70	2:28.21 Entry: 2:21.52 +6.69
	50m: 33.31 150m: 1:48.96 (39.04)		100m: 1:09.92 (36.61) 200m: 2:28.21 (39.25)		
39	 Dustow La... S19	24	 Central Ha...	0.87	697 2:46.97 Entry: 2:44.56 +2.41
	50m: 38.02 150m: 2:04.72 (44.22)		100m: 1:20.50 (42.48) 200m: 2:46.97 (42.25)		
-	 Stocks Ethan	17	 Roskill Swi...	0.61	DSQ